

Arbitrary Output Variables

Arbitrary Output Variables (AOVs) are the secondary images produced by the renderer. There can be any number of them generated simultaneously and each one may go to a different file, a different display driver, or use different pixel filter settings. In some cases, special pixel filter modes may be used to avoid mixing values from different samples in a non-sensical way; typically these select a single sample to be representative of the whole pixel.

Broadly speaking, AOVs in RIS fall into three main categories: built-in, integrator (global), custom, and [light path expressions](#).

For users interested in what is typically referred to as "render passes" for compositing a beauty image, look at the page on [light path expressions \(LPE\)](#).


Built-in AOVs

The built-in AOVs display mostly geometric information pertaining to points on the visible surfaces seen by the camera. These values are automatically generated by the renderer and are available as AOVs regardless of the active integrator. Here is the current list of available built-ins:


Notice that *data* passes (normals, z-depth, world position, etc) are not filtered by default. Filtering together values may result in errors and nonsense values so it is avoided. Additive passes meant for beauty compositing are typically filtered the same to provide clean images and improved anti-aliasing.

id, rawId, z all use zmin filtering by default.

cpuTime and sampleCount use the sum filter by default.



color Ci (Final "beauty" color)





float time (Average shading time, normalized between shutter open and close)



float a (Alpha)



color Oi (Colored opacity)





float id (Number assigned via the identifier attribute as the pixel value)



float rawId (Number assigned via the identifier attribute without conversion to float)



float cpuTime (Approximate compute time taken to render a pixel)



float sampleCount (Number of samples taken for the resulting pixel)



float curvature (Local surface curvature)



float mpSize (Size of the micropolygon the ray hit)



float biasR (Bias applied for reflected rays)




float biasT (Bias applied for transmitted rays)



float incidentRayRadius (Radius of incident ray at P)




float incidentRaySpread (Increase in ray radius for each unit distance travelled)



point P (Position of the point hit by the incident ray)



point P_0 (Position of the hit point before displacement)




vector $dPdu$, vector $dPdv$, vector $dPdw$ (Direction of maximal change in u , v , and w)







float PRadius (Cross-sectional size of the ray at the hit point)




float du, float dv, float dw (Ray footprint or radius in u, v, or w)




float u, float v, float w (Parametric coordinates on the primitive)






normal N_{gn} (Normalized geometric normal)




normal N_n (Normalized shading normal)




vector dP_{dtime} (Instantaneous velocity in 3D)






normal Non (Normalized shading normal before displacement)




vector motionBack (Backward 2D raster-space motion vector)



vector motionFore (Forward 2D raster-space motion vector)





vector T_n (Normalized shading tangent)



vector V_n (Normalized view vector)



float V_{Len} (Length of view vector)



float z (Depth to ray hit)



float outsideIOR (Incident index of refraction)

Integrator (Global) AOVs

On top of regular LPE-based AOVs, this integrator outputs a number of standard AOVs typically used by compositors.

Declaration	Content	Channels
color __Pworld	P in world-space	__Pworld.r : x component __Pworld.g : y component __Pworld.b : z component
color __Nworld	Nn in world-space	__Nworld.r : x component __Nworld.g : y component __Nworld.b : z component
color __depth	Multi-purpose AOV	__depth.r : depth from camera in world-space __depth.g : height in world-space __depth.b : geometric facing ratio : $\text{abs}(\text{Nn} \cdot \text{V})$
color __st	Texture coords	__st.x : s __st.y : t __st.z : 0.0
color __Pref	Reference Position primvar (if available)	__Pref.r : x component __Pref.g : y component __Pref.b : z component
color __Nref	Reference Normal primvar (if available)	__Nref.r : x component __Nref.g : y component __Nref.b : z component
color __WPref	Reference World Position primvar (if available)	__WPref.r : x component __WPref.g : y component __WPref.b : z component
color __WNref	Reference World Normal primvar (if available)	__WNref.r : x component __WNref.g : y component __WNref.b : z component

Custom AOVs

In addition to the above, some custom shading plugins may recognize other requests for AOVs and respond to them in their own particular ways. The names of these AOVs and what exactly gets displayed is up to the particular plugin.