


PxrTee

PxrTee takes an inputRGB or inputF's value and output the unchanged value to an AOV. Its resultRGB or resultF needs to be connected to somewhere in the shading network. It sends the values out into an AOV when shading a camera-visible primary ray.

Note that either inputRGB or inputF is connected but not both. If both inputRGB and inputF have connections, PxrTee will output an error message. Also, since it is useless to have uniform values for inputRGB or inputF, these parameters can only take connections.

As its name suggested, it is like a tee:



This is also useful for debugging the shading network. For instance, if a pattern is not quite working as expected, you can insert a PxrTee node in the network to see what values are being produced at that point.

Note that a PxrTee node must be wired into an active portion of a shading network in order to function. If its result does not eventually feed into an active Bxdf downstream then the PxrTee node will be not be invoked and will not write anything to its AOV.

⚠ This pattern does not work with volumes when used to output an AOV.

Input Parameters

Input RGB

The triple to pass through to resultRGB and write to a color AOV. It can be the following types: color, vector, normal, and point. It only evaluates a connection.

Input Float

The float to pass through to resultF and write to a float AOV. It only evaluates a connection.

AOV Name

The name of the AOV to write to.

Verbosity

Outputs various infos to help you debug your scenes.

- 0: Silent -- only error messages will be output.
- 1: Warnings -- errors and missing attributes will be reported.
- 2: Infos -- like above, plus the value of attributes.

Output Parameters

resultRGB

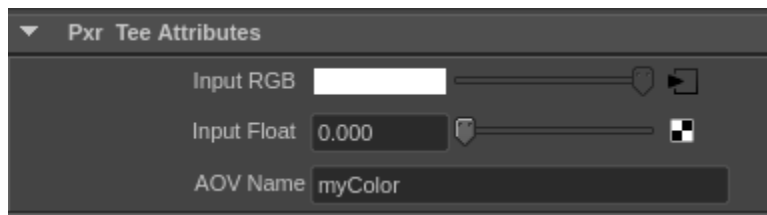
Output triple (color, vector, normal, and point).

resultF

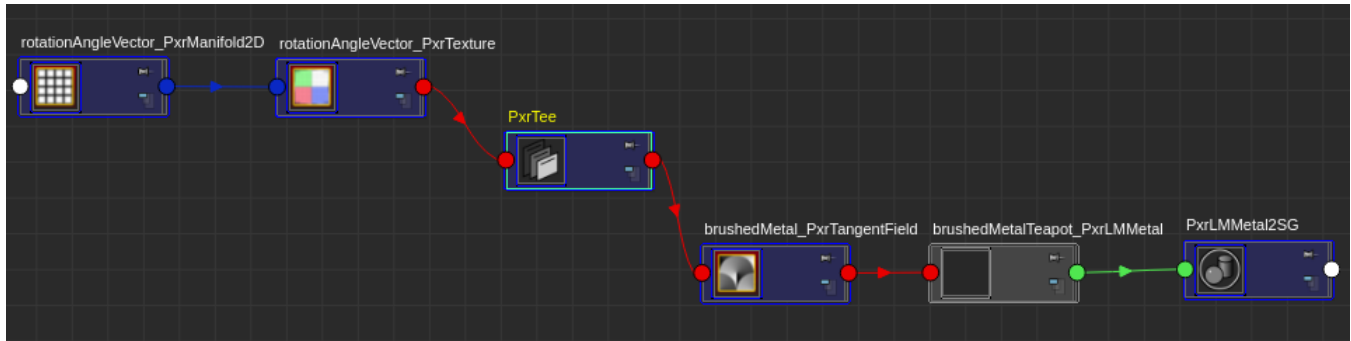
Output float.

Example

In this example, we want to output the resultRGB from rotationAngleVector_PxrTexture to an AOV called "myColor". So we insert a PxrTee node before the node it is connected to.



PxrTee Parameters



The Shading Graph

A RIB example:

```
DisplayChannel "varying color myColor"
Display "myBeauty.exr" "openexr" "rgba"
Display "+/myColor.exr" "openexr" "myColor"

Pattern "PxrManifold2D"
  "rotationAngleVector_PxrManifold2D"
  "float scaleS" [20] "float scaleT" [20]
Pattern "PxrTexture"
  "rotationAngleVector_PxrTexture"
  "string filename" ["aniso_vec_circles.tex"]
  "reference struct manifold" ["rotationAngleVector_PxrManifold2D:result"]
Pattern "PxrTee" "PxrTee"
  "string aov" ["myColor"]
  "reference color inputRGB" ["rotationAngleVector_PxrTexture:resultRGB"]
```